

Date:	06-05-2019
To:	Commercial manager/ Workshop manager / LPG technician
Reference:	CAVITY PLUG TYCO VOOR 81P CONNECTOR ASSEMBLY
Article number:	191/140014/C & 080/000372/A
System:	All


Dear customer,

With this Information Bulletin, we would like to inform you about the changes of the seals of the Tyco main wiring loom connector.








Introduction

To keep the connector watertight, the 81-pin Tyco connector of the main cable harness uses a seal. A change has been made to this seal. The current orange seal was provided with holes that are sealed with plugs.

The new blue seal, uses a thin membrane which is punctured when placing a wire. In case of removing a wire at this blue seal, it will no longer be watertight. To make the seal watertight again, you should always place a yellow sealing plug in the released position as described in this document.



Differences





Old seal (orange)	New seal (blue)
  <p>Holes</p>  <p>Yellow sealing plugs where no wire is mounted.</p>	  <p>Membranes</p>  <p>No yellow sealing plugs needed.</p>  <p>Yellow seal plug at the position where a wire is removed</p>

What to do?

Remove / relocate wire


After removing or relocating a wire, always place a yellow sealing plug in the free position as indicated below.

We advise to add a number of sealing plugs (080/000372/A) with your next order.

 <p>1. Disassemble the Tyco connector and remove the wire as described in Info Bulletin 290.</p>	 <p>2. Open connection; not waterproof</p>
 <p>3. Plug 080/000372/A</p>	 <p>4. Assemble the Tyco connector as described in Info Bulletin 290. Place the seal plug as shown.</p>

Add a plug without removing a wire

If only a plug needs to be installed, it is not needed to disassemble the connector.



Part number

Item number	Item name
080/000372/A	CAVITY PLUG TYCO FOR 81P CONNECTOR ASSEMBLY

In case any support is needed, please contact your local distributor.

Kind regards,

Prins Autogassystemen B.V.

After Sales Department